

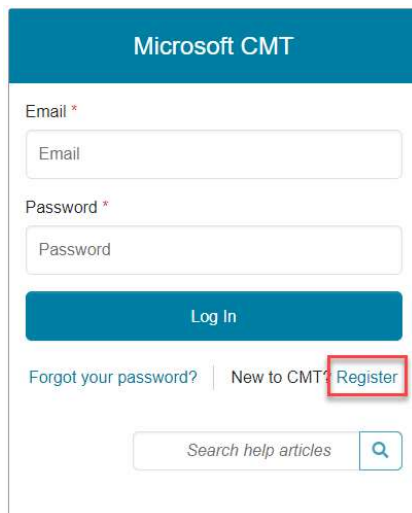
## SUBMISSION OF NEW MATERIALS TO THE MEMSTECH CONFERENCE. INSTRUCTIONS FOR AUTHORS.

We appreciate your interest in submitting a paper to the MEMSTECH conference. To aid you in this process, please follow these detailed steps below:

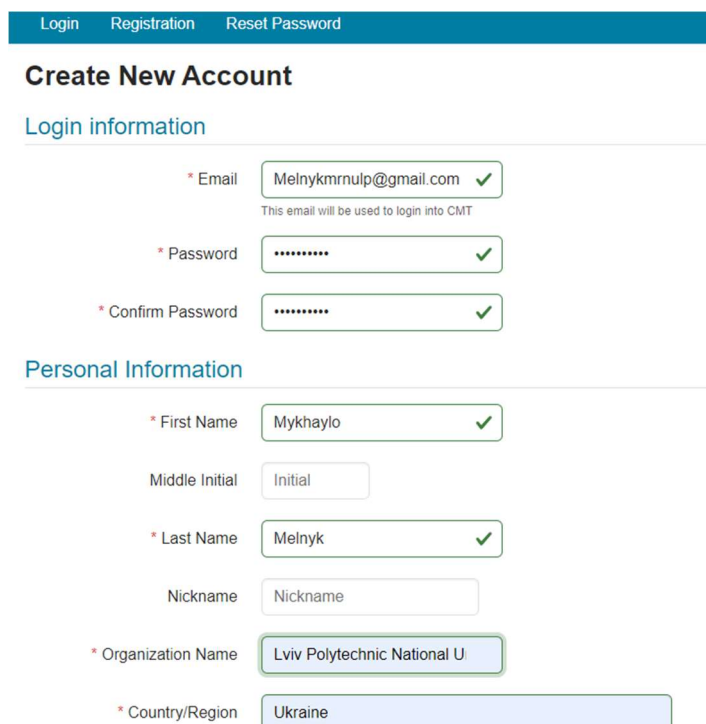
1. Firstly, navigate to the MEMSTECH conference submission page using the following link:

<https://cmt3.research.microsoft.com/MEMSTECH2024/>

2. If this is your first time utilizing the Microsoft CMT platform, you will be required to register a new account. To register, please select the **Register** option.



3. The system will then guide you to enter your registration details as shown in the provided figure.



4. We recommend inputting your ORCID id for a smoother process. Please validate your registration by verifying the CAPTCHA and then clicking **Register**.

## External Profile Information

Google Scholar Id	<input type="text" value="Google Scholar Id"/>
Semantic Scholar Id	<input type="text" value="Semantic Scholar Id"/>
DBLP Id	<input type="text" value="DBLP Id"/>
ORCID Id	<input type="text" value="0000-0002-8593-8799"/>
OpenReview Id	<input type="text" value="OpenReview Id"/>

## Verification

Enter the characters you see\*

New | Audio

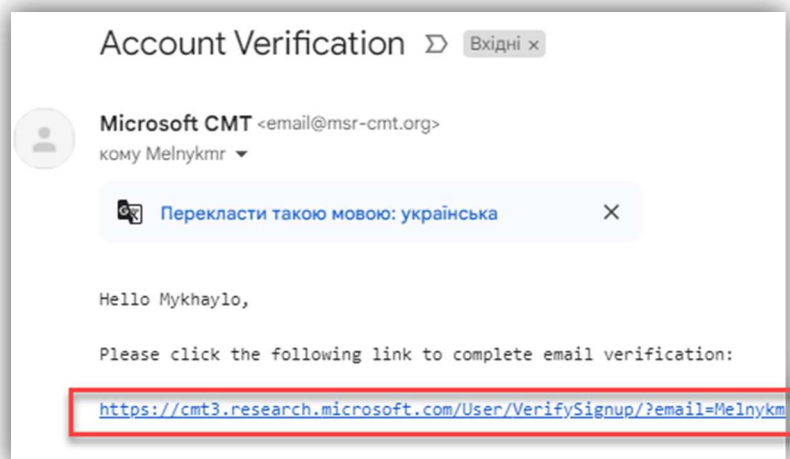


I agree to the Microsoft CMT's Author's Statement, Terms Of Use, D

Register

No, thanks

- Once the registration form is submitted, a confirmation email will be sent to your supplied email address.



- fterward, you may redirect to the MEMSTECH 2024 page via this link <https://cmt3.research.microsoft.com/MEMSTECH2024/>

Microsoft CMT

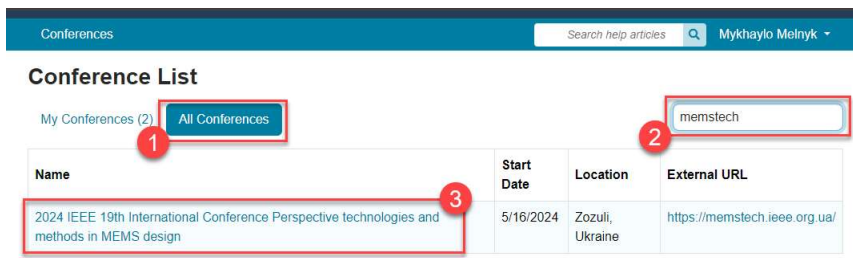
Email \*

Password \*

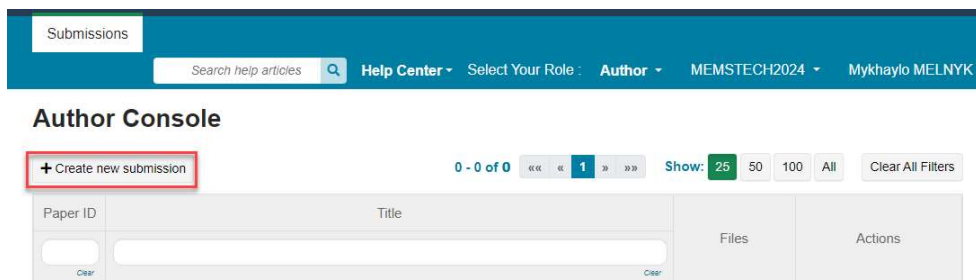
Log In

[Forgot your password?](#) | [New to CMT? Register](#)

- Upon successful login, proceed to the "All Conferences" tab and locate "Memstech" (This step is only necessary if you were not automatically directed to the MEMSTECH conference page).



8. To commence your paper submission, please click the **+Create new submission** button.



- You will then be asked to input the necessary details about your paper. To include all co-authors, simply input their email addresses and click "+Add". If an author has already registered with the provided email address, their information will automatically populate. If not, you will need to input their data manually. Please repeat this step for all corresponding co-authors.
- Once all the necessary details are filled in, you may proceed to upload your paper and clic "Submit" to finalize your submission.

Thank you for your contribution! We look forward to your participation in the conference.

